

Hi MRECC Friends,


- ☺ We miss you all so very much. We wish that we could all be at school. Thank you for being brave and kind by staying at home. You are keeping your friends well.
- ☺ We have a fun packet for the last weeks of school. Please choose 1 activity from each choice board every day.
- ☺ Take virtual field trips using the “Bored at Home” pack.
- ☺ Draw or take a picture or pictures of your favorite activities. Text them to your teacher as a final project.

Have a safe and well summer!

The MRECC Preschool Staff

READING CHOICE BOARD

PICK A SQUARE, DO THE ACTIVITY, AND COLOR THE SQUARE!

read a book with a flashlight	read a book you love	read a book under a blanket	read a book with a silly voice	read a book about zoo animals
read a rhyming book	read a fiction book.	read a book about bugs	read a book to your stuffed animals	read a short book
read a book on the couch	read a book outside		read a counting book	read a book about vehicles
build a fort then read inside the fort	read a book about a farm	read a book with your family	read a non-fiction book	read a book by your favorite author
read a book with a quiet voice	read an ABC book	read a book with superheroes in it	read a fairy tale	read a book in your room

QUESTIONS TO ASK:

Before reading: What do you think this book is about? How do you know?

During reading:

- Who are the characters? Who is the main character?
- What is the setting?
- What do you predict will happen next?
- What are the events in the story? What happened first, next, and at the end?
- How would you feel if you were the character?

After reading: What was your favorite part of the book?

- Were your predictions correct?

BUILDING LETTERS & WORDS CHOICE BOARD



SET UP IDEAS! WRITE THE LETTER, NAME, OR WORD ON

- plain white paper (place in a page protector to use over and over)
- colored paper
- long paper (comes on a roll, tape it to the floor or wall)
- flash cards

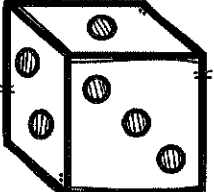
Rainbow Marker Write! Trace each letter with every color in the rainbow.	Tiny Treasures! Find a small item to build the letter/word with (ex: gems, buttons, paperclips).	Tear Paper! Tear up paper into small pieces and glue it to make the letter/word.	Chalk! Go outside or use black paper. Write letters/words with chalk.	
Magnet Letters! Match the letter or build the name with the magnet letters.	Play Dough! Make the name with play dough (roll snakes or pinch small pieces).	Sticker It! Use small dot stickers or any small stickers to make the letter/word.	Q-tip Paint! Use Q-tips and paint to write or dot letters or words.	Shaving Cream! In the tub or on a tray, write the letter/word in shaving cream.
Pens! Write letters or words with pens. Try to fill up the whole page. Write different letters/words or all the same.	Cut Straws! Cut up a few straws then use their pieces to make the letters/words.	Block Letters! Put letters or write letters on blocks. Build words or put the letters in order.	Salt Tray! Put salt in the bottom of a tray or plate. Make the letter/word in the salt with their fingers.	Rainbow Crayon Write! Trace with every color in the rainbow.
Magazine Collage! Cut out letters from store ads or magazines. Match the letters or build a word with the letter.	Car Writing! Write the letters/words with tape on the floor or on a big piece of paper. Drive the car on the letters/words.	Stamp It! Use letter stamps or magnet letters as stamps to stamp matching letters or build words in paint or kinetic sand.	Puzzle It! Write the letters (ex: Aa) or word on a small piece of paper then cut up in pieces. Then put the puzzle together.	Mystery Write! Write the letters or names with a white crayon. Then paint over it with watercolor to make it appear.

FUN WRITING ACTIVITIES

Family List! Make a list of everyone in your family with words and pictures.	Make a Card! Make a card for someone special using pictures and words.	Make a Book! Staple pieces of paper to make a book. Then use pictures and words to make the book.	Shopping List! Make a shopping list with pictures and words.	Make an ABC Book! Staple pages together to make a book. Then write the alphabet to make the book.
--	--	---	--	---


MATH CHOICE BOARD

PICK A SQUARE, DO THE ACTIVITY, AND COLOR THE SQUARE!

Play Hi Low (aka war).	Sort toys or jewelry by color and size (ex: cars, bracelets, bows).	Make shapes with popsicle sticks, pipe cleaners, or stick pretzels.	Put a puzzle together with your family.	Make patterns with toys or jewelry (ex: cars, bracelets, bows).
Play roll and build. Roll a dice and count out the same number of blocks. Add the blocks to the tower.	Write numbers on post-its and put them in order to create a number line.	Make a counting book. Staple pages together to make a book. Write a number at the bottom of each page.	Sort the laundry. Match the socks.	Line up your stuffed animals from tallest to shortest.
Sort coins by kind and color. Which pile has the most/least?	Play a board game.		Bake a yummy treat. Use the recipe to measure the ingredients.	Play Go Fish.
Make patterns with beads, pom poms, or blocks.	Rainbow Number Write. Trace with every color in the rainbow.	Go on a shape walk either inside or outside. Find a shape, say what shape it is, and describe the shape.	Shaving cream write and draw. Draw numbers and shapes in shaving cream.	Count how many forks and spoons you have. Which pile has the most/least?
Snowball counting toss. Cut paper into fourths and write a number on each one, and crumble it up. Grab a snowball, say the number, crumble it up, and toss it again.	Make a number line. Write numbers in a long line. Match the dominos or count out objects to match each number.	Shape tap. Someone calls out a shape then walk around the room and tap all the things that are that shape.	Measure how tall each person in your family is with blocks or cans.	Find small treasures (buttons, gems, pom poms, pennies). Count each collection. Which has the most? Which has the least?

MOVEMENT CHOICE BOARD

PICK A SQUARE, DO THE ACTIVITY, AND COLOR THE SQUARE!

Tape or chalk mazel! Make a maze on the floor with tape (inside) or chalk (outside) by making lines (ex: straight, zig zag).	Play hockey. Cut a pool noodle in half for the stick and use a laundry basket for a goal.	Do ocean animal walks around. Crawl like a crab, giggle like a jellyfish, swim like a fish. Move slow or fast.	Have a race. Run a race with someone special. Mark the starting and stopping points.	Have a spoon race. Place a cotton ball on a spoon and walk around the house balancing it on the spoon. Don't let it drop.
Ice skate with paper plates. Put a paper plate under each foot. Slide around and ice skate around the house.	Puddle jumps. Place blue paper on the ground. Jump over the puddles.	Set up an obstacle course. Jump over stuffed animals, go through a chair, or go around pots.	Have a parade. March around the house playing instruments. Use pots for drums.	Have a clean up race. Play some music and see how many songs it takes you to clean up.
Build a fort with pillows and blankets.	Letter musical chairs. Write letters on sticky notes and place on a chair. Play the music and when it stops say the letter you sit on.		Grab a deck of cards. Flip a card and move that many times. You can hop, stretch, jump, spin, stomp, skip.	Do yoga. Try moves like downward dog, star, and pyramid.
Put on a fashion show. Dress up in fun outfits, play music, and dance down the runway. Put towels on the floor for a runway.	Move like transportation. Fly like a plane, chug like a train, race like a racecar. Move fast or slow.	Have a feather or cotton ball race. Lay on your belly and blow the feather or cotton ball across the floor.	Draw a hopscotch on the ground with chalk or tape. Play hopscotch.	Ride your bike, scooter, or skateboard.
Have a dance party. Play your favorite music and dance to the beat.	Play soccer. Use a laundry basket as a goal. IF inside use a beach ball instead of a soccer ball.	Go on a walk with someone special.	Do pet animal walks. Slither like a snake, hop like a bunny, gallop like a horse, pounce like a cat. Move fast or slow.	Play Red Light Green Light.

ART & SENSORY CHOICE BOARD

PICK A SQUARE, DO THE ACTIVITY, AND COLOR THE SQUARE!

Blowing Paint Water down some paint in cups. Drip the paint on the paper and blow it with a straw.	Noodle Sensory Bin Place dry noodles in a sensory bin. Add measuring cups, tongs, and bowls to the tub.	Cereal Necklace Make a necklace with cereal then eat it as a snack.	Cutting Bin Make a cutting bin. Place strips of paper and ribbon in the bin and let them cut it up into tiny pieces.	Cutting Collage Make a collage with the tiny pieces from the cutting bin.
Play Dough Cookies Make pretend cookies with play dough. Put out a rolling pin, cookie cutters, and scissors.	Finger-Paint Place the paper on a tray or in a tub to contain the mess.	Make Oobleck Mix together one-part water and two-parts corn starch.	Block Zoo Build a zoo with blocks for your animals.	Car or Doll Wash Place water and soap in a plastic tub or bathtub. Add soap, sponges, and toothbrushes.
Homemade Watercolors Place a marker in a cup of water. Paint with the watercolors.	Giant Self-Portrait Get a big piece of paper or tape smaller papers together. Trace the child on the paper and color.		Bead or Straw Towers Place spaghetti noodles or skewers in play dough. Place the beads or cut up straws on the noodles.	Foil Art Paint or draw with sharpies on foil.
Frozen Paint Put paint in a ice cube tray with a stick in each cube. Once it's frozen, get it out and paint with it on paper.	Sensory Bin Make bean or cereal sensory bin. Place dry beans or cereal in a tub with vehicles or animals. Add bowls and tongs.	Monster Sculptures Make monster sculptures with play dough. Add eyes, arms, and legs.	Sensory Bottle Fill a plastic bottle half way with water and add a few drops of red food coloring. Fill to the top with vegetable oil. Tape the lid on.	Mask Paper Plate Cut holes for the eyes and mouth. Decorate with paint, markers, stickers, or paper.
Sensory Bag Put paint or hair gel in the bag with food coloring. Add glitter (optional). Zip it close. Tape it closed.	Paint with Kitchen Tools Paint with forks, mashers, whisk, spatulas, or other fun tool you have.	Shaving Cream Art Draw in shaving cream or whip cream. Place it in a plastic tub, tray, or do it in the bathtub.	Bracelets String beads or cut up straws on pipe cleaners or string.	Block City Build a city with blocks. Make houses, stores, and other places you like to visit.

Fun Science Ideas

Magic Toast In a cup, mix milk and food coloring. Use a paintbrush to draw and "paint" on a piece of bread. Put the bread in the toaster. Once your bread is toasted- you will have a magical design. Do not soak your bread too much.

Racing Car Tunnel Find a paper towel or wrapping paper roll. Find a favorite toy car that will fit inside of the roll. Hold the roll at different heights and angles to see how the car will come out of the roll. Talk to your child about which way the car comes out the fastest and farthest.

Fizzing Ice You will need crushed or cubed pieces of ice in a bowl, vinegar, food coloring, and baking soda. Mix vinegar and food coloring together. In the bowl of ice, add baking soda down into the ice and on top. Find a medicine dropper or something to pour the colored vinegar on slowly to the ice. Watch the ice fizz and make colors ☺

What hold more water? Go on a hunt to find toys in the house that will hold water (such as a dump truck, doll furniture, large Legos, bath toys) Find a small cup (or dixie cup) to pour water. Count how many cups of water will fit into each toy. Which one held the most water? Which one held the least water? Predict how many cups of water will fit in each toy.

Just add water You will use a muffin pan as a sorter. Go on a hunt for nature items outside. Put one nature item in each muffin tin. Have your child describe to you what each nature item looks like. Now ask them what will happen if you pour water over each item in the tin? Fill each muffin tin with water. Watch and observe what happens to each item. Have your child describe what is happening.

Cereal Sort Select a cereal that has several different components. Give your child a bowl of that cereal and have them sort the different components into groups. What group had the most? What group had the least? Which is their favorite group?







Floating Candy Have your child select different types of candy around your house. Have your child guess if each piece will sink or float. Put the candy in a bowl of water and see if it sinks or float?! Ask your child what happened to the candy.

Shadow Play Find a flashlight and see what fun shadows that you can make! You can also use blocks or Legos to make different towers and see the tower shadows!

Rubber Egg Put your **egg** into a tall drinking glass. Pour vinegar into the glass until the **egg** is covered. Put the glass aside so no one drinks and/or spills it. Let the **egg** soak overnight. Rinse the vinegar and foam out with water and then cover the **egg** again with vinegar. Wait for 6 days. Enjoy playing with your rubber egg!

AT HOME LEARNING USING TECH

Apps


Starfall Learn about letters and sounds. 	LetterSchool Practice writing letters and numbers. 	
ABCYA Math, STEM, and literacy games. 	Go Noodle Dance-alongs, yoga, and more. Also on YouTube. 	Vooks Brings books to life with no ads. (Free for 1 month) www.vooks.com/parent-resources 

Websites & YouTube

Fluency & Fitness Access to 60+ reading and math topics, plus a video library that incorporates learning & movement. (Free for 21 days) https://fluencyandfitness.com/register/school-closures/	Brain Pop Jr. Educational website with videos and activities about science, social studies, literacy, arts, and music. (Free for 30 days) https://jr.brainpop.com/	Scholastic Every day includes four separate learning experiences, each built around a thrilling, meaningful story or video (20 days included). https://classroommagazines.scholastic.com/support/learnathome.html
Raz-Kids Mini readers at various levels and offers Spanish and French too. (Free for 30 days) https://www.raz-kids.com/	PBS Kids Songs, activities, and videos that teach. https://pbskids.org/	Cosmic Yoga Yoga for kids. https://www.cosmickids.com/

YouTube

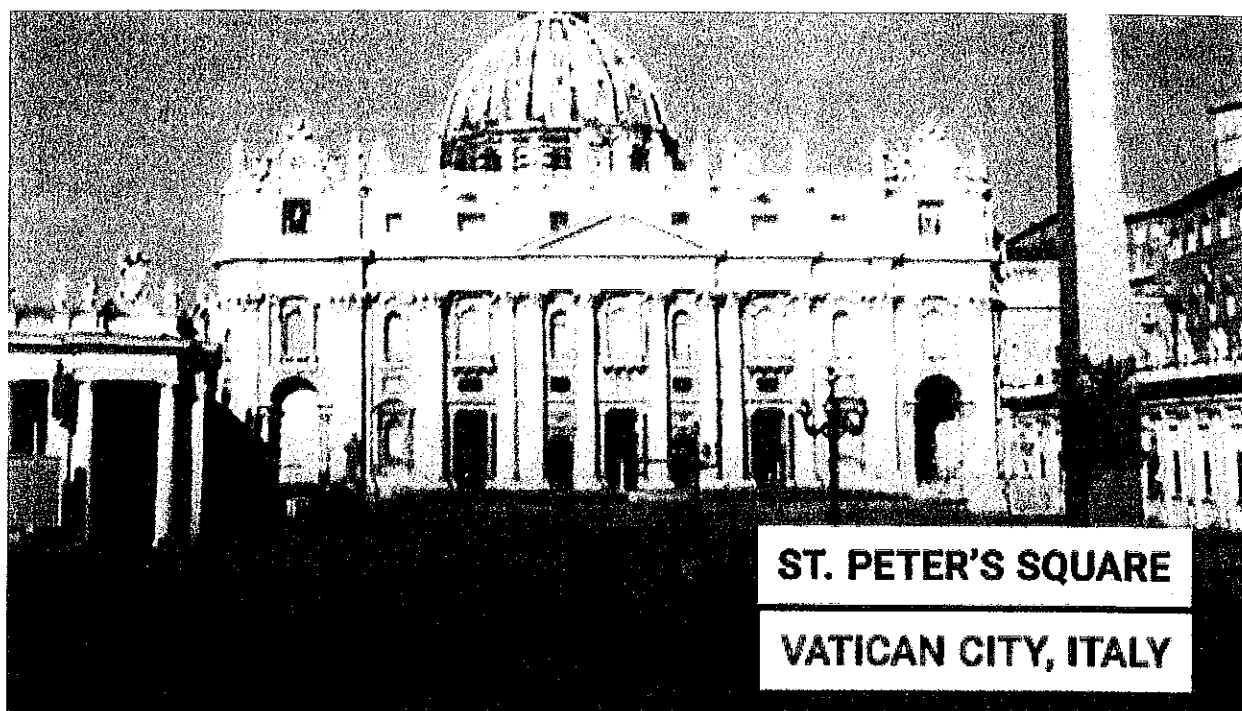
Harry Kindergarten Fun songs that teach and help develop self-regulation.	Jack Hartman Fun songs that teach.
Learning Station Fun songs that teach.	Super Simple Songs Classic children's songs.
Dr. Jean Fun songs that teach.	Mr. B Letter and counting songs.



Bored at Home? Here's a Massive List of Museums, Zoos, and Theme Parks Offering Virtual Tours

You can see Frida Kahlo at MoMA or visit the Shedd Aquarium without leaving the couch.

BY KATIE BOURQUE Mar 20, 2020



The effects of social distancing have left many feeling, well, a little stir-crazy. Though we all try to stay busy by keeping active and working from home during the COVID-19 outbreak, it's easy to fall into a rut. Luckily, there's more than one way to stave off boredom while staying indoors. Instead of binging the best of what Netflix has to offer for the second time, it's time to broaden your horizons with some virtual tours.

"Walk" through some of the world's most prestigious cultural institutions, like The Met and The American Museum of Natural History, then go for a "ride" on Disney's new *Frozen* rollercoaster with the kids. And regardless of your age, we think everyone will enjoy some live footage of pandas playing at the zoo!

Are you downloading Quibi?

No, what is that?

Yes, I can't wait to watch!

Museums

- ▶ **The Louvre:** You don't have to book a ticket to Paris to check out some of the famous pieces in the world's largest art museum. The Louvre has free online tours of three famous exhibits, including Egyptian Antiquities.
- ▶ **Solomon R. Guggenheim Museum:** The works of Pablo Picasso, Piet Mondrian, Jeff Koons, and Franz Marc are just some of the 625 artists whose work are a part of the Guggenheim's Collection Online.
- ▶ **Smithsonian National Museum of Natural History:** Move at your own pace through the 360-degree room-by-room tour of every exhibit in the museum.
- ▶ **Van Gogh Museum:** You can get up close and personal with the impressionist painter's most famous work thanks to Google Arts & Culture.
- ▶ **Getty Museum:** Los Angeles's premiere gallery has two virtual tours, including "Eat, Drink, and Be Merry," which is a closer look at food in the Middle Ages and Renaissance.

- ▶ **Rijksmuseum, Amsterdam:** The Golden Age of Dutch art is highlighted in this museum which includes the work of Vermeer and Rembrandt.
 - ▶ **National Museum of the United States Air Force:** You can't take a ride in Franklin D. Roosevelt's presidential airplane, but you can check it out, in addition to other military weapons and aircraft, online in the Air Force's official museum.
 - ▶ **MoMA (The Museum of Modern Art):** New York's extensive collection is available for view online.
 - ▶ **Museum of Fine Arts, Boston:** The 16 virtual exhibits include a special section on 21st Century Designer Fashion.
-

Zoos and Aquariums

- ▶ **The Cincinnati Zoo:** Check in around 3 p.m., because that's the time the Zoo holds a daily Home Safari on its Facebook Live Feed.
- ▶ **Atlanta Zoo:** The Georgia zoo keeps a "Panda Cam" livestream on its website.
- ▶ **Georgia Aquarium:** Sea-dwellers like African penguins and Beluga Whales are the stars of this aquarium's live cam.
- ▶ **Houston Zoo:** There are plenty of different animals you can check in on with this zoo's live cam, but we highly recommend watching the playful elephants.
- ▶ **The Shedd Aquarium:** This Chicago aquarium shares some pretty adorable behind-the-scenes footage of their residents on Facebook.
- ▶ **San Diego Zoo:** With what may be the most live cam options, this zoo lets you switch between koalas, polar bears, and tigers in one sitting.

- ▶ **Monterey Bay Aquarium:** It can be Shark Week every week thanks to live online footage of Monterey Bay's Habitat exhibit.
 - ▶ **National Aquarium:** Walk through tropical waters to the icy tundra in this floor-by-floor tour of the famous, Baltimore-based aquarium.
-

Theme Parks

- ▶ **Walt Disney World:** Set aside some time, because there's plenty to see here. Virtual tours you can take include Magic Kingdom, Animal Kingdom, and Epcot, just to name a few. There are also unofficial YouTube videos that feel just like you're on famous rides like the Frozen Ever After ride, It's a Small World, Monsters, Inc. Mike & Sulley to the Rescue!, and Pirates of the Caribbean.
 - ▶ **LEGOLAND Florida Resort:** The Great Lego Race and Miniland USA are just two of the attractions you can check out in a virtual tour of the park.
 - ▶ **SeaWorld Orlando:** The virtual tour of Seaworld includes a tour of Discovery Cove and the option to "ride" the steel roller coaster Mako.
-

⌘ RELATED STORY



How to Watch Broadway Shows Online for Free RN

KATIE BOURQUE

As an Editorial Fellow for Good Housekeeping, Katie covers health, beauty, home, and pop culture.

Home Safari Resources

While the Cincinnati Zoo is closed and kids are home from school, let us help make your children's hiatus from school fun and educational.

Join us for a Home Safari Facebook Live each day at 3pm EDT where we will highlight one of our amazing animals and include an activity you can do from home.

Don't have access to social media? No worries! All videos will be posted to this webpage and to our YouTube channel shortly after the Facebook Live ends.

If you're enjoying these Home Safaris, please consider making a small donation. We rely on ticket revenue, so being closed has a big impact on Zoo operations. Your support makes a difference now more than ever. Thank you! [Donate](#)

HOME SAFARI